



Brief paper

Data-driven power control for state estimation: A Bayesian inference approach[☆]



Junfeng Wu^a, Yuzhe Li^a, Daniel E. Quevedo^b, Vincent Lau^a, Ling Shi^a

^a Department of Electronic and Computer Engineering, Hong Kong University of Science and Technology, Hong Kong

^b School of Electronic Engineering and Computer Science, University of Newcastle, Australia

ARTICLE INFO

Article history:

Received 13 July 2013

Received in revised form

6 October 2014

Accepted 2 February 2015

Available online 2 March 2015

Keywords:

Kalman filtering

Transmission power control

State estimation

Packet losses

Bayesian inference

ABSTRACT

We consider sensor transmission power control for state estimation, using a Bayesian inference approach. A sensor node sends its local state estimate to a remote estimator over an unreliable wireless communication channel with random data packet drops. As related to packet dropout rate, transmission power is chosen by the sensor based on the relative importance of the local state estimate. The proposed power controller is proved to preserve Gaussianity of local estimate innovation, which enables us to obtain a closed-form solution of the expected state estimation error covariance. Comparisons with alternative non-data-driven controllers demonstrate performance improvement using our approach.

© 2015 Elsevier Ltd. All rights reserved.

1. Introduction

Wireless networked systems have a wide spectrum of applications in smart grid, environment monitoring, intelligent transportation, etc. State estimation is a key enabling technology where the sensor(s) and the estimator communicate over a wireless network. Energy conservation is a crucial issue as most wireless sensors use on-board batteries which are difficult to replace and typically are expected to work for years without replacement. Thus power control becomes crucial. In this work, we consider sensor transmission power control for remote state estimation over a packet-dropping network. Transmission power control in state estimation scenario has been considered from different perspectives. Some works took transmission costs as constant. Shi and Xie (2012) assumed sensors to have two energy modes, allowing it to send data to a remote estimator over an unreliable channel either using a high or low transmission power level. The optimal power controller is to minimize the expected terminal estimation error at the remote estimator subject to an energy constraint. Similar works can also be found in Imer and Basar (2005) and Xu and

Hespanha (2004). Meanwhile, some literature has taken channel conditions into account. Quevedo, Ahlén, and Østergaard (2010) studied state estimation over fading channels. They proposed a predictive control algorithm, where power and cookbooks are determined in an online fashion based on the undergoing estimation error covariance and the channel gain predictions. More related works can be seen in Leong and Dey (2012), Nourian, Leong, Dey, and Quevedo (2014) and Quevedo, Ahlén, Leong, and Dey (2012).

An important issue which has not been taken seriously in most works is that the transmission power assignment, as a tool to control the accessibility of information to the receiver, should be determined not only by the underlying channel condition and the desired estimation performance, but also by the transmitted information itself. In Leong and Dey (2012) and Quevedo et al. (2010), the authors failed to associate transmission power with data to be sent. The plant states are used to determine the transmission power in Gatsis, Ribeiro, and Pappas (2013). In this case, lost packets signal the receiver of the state information. To avoid computational difficulty, the signaling information is discarded.

In this paper, we focus on how to adapt the transmission power to the measurements of plant state and how to exploit information contained in the lost packets. We propose a data-driven power controller, which utilizes different transmission power levels to send the local estimate according to a quadratic function of a key parameter called “incremental innovation” which is evaluated by the sensor at each time slot. By doing this, even when data dropouts occur, the remote estimator can utilize the additional

[☆] The work of J. Wu, Y. Li and L. Shi is supported by a HK RGC GRF grant 618612. The material in this paper was not presented at any conference. This paper was recommended for publication in revised form by Associate Editor Andrey V. Savkin under the direction of Editor Ian R. Petersen.

E-mail addresses: jfwu@ust.hk (J. Wu), ylih@ust.hk (Y. Li), dquevedo@ieee.org (D.E. Quevedo), eeknlau@ust.hk (V. Lau), eesling@ust.hk (L. Shi).

signaling information to refine the posterior probability density of the estimation error by a Bayesian inference technique (see [Box & Tiao, 2011](#)), therefore deriving the MMSE estimate. It compensates the deteriorated estimation performance caused by packet losses. To facilitate analysis, we assume that a baseline power controller has already been established based on different factors with regard to different settings, such as the requirement of estimation performance as in [Shi and Xie \(2012\)](#) or the channel conditions as in [Leong and Dey \(2012\)](#) and [Quevedo et al. \(2012, 2010\)](#). We are devoted to developing a power controller that embellishes this baseline controller by adapting the transmission power to the measurements such that the averaged power with respect to all possible values taken by the measurements does not exceed that of the baseline power controller. The proposed power controller, driven by online measurements, can run on top of non-data-driven power controllers, which results in hierarchical power control mechanisms. Then extension to a time-varying power baseline is established in Section 4.4. Note that a related controller was first proposed in [Li, Quevedo, Lau, and Shi \(2013\)](#), but as a special case of the controller in this work. The main contributions of the present work are summarized as follows.

- (1) We propose a data-driven power control strategy for state estimation with packet losses, which adapts the transmission power to the measured plant states.
- (2) We prove that the proposed power controller preserves Gaussianity of the local innovation. It simplifies derivation of the MMSE estimate and leads to a closed-form expression of the expected state estimation error covariance.
- (3) We present a tuning method for parameter design. Despite its sub-optimality, the controller is shown to perform not worse than an alternative non-data-driven one.

The remainder of this paper is organized as follows. In Sections 2 and 3, we give mathematical models of the considered system and introduce the data-driven transmission power controller. In Section 4, we present the MMSE estimate at the remote estimator and a sub-optimal power controller that minimizes an upper bound of the remote estimation error. In Section 5, comparisons with alternative non-data-driven controllers demonstrate performance improvement using our approach. Section 6 presents concluding remarks.

Notation: \mathbb{N} (and \mathbb{N}_+) is the set of nonnegative (and positive) integers. \mathbb{S}_n^+ is the cone of n by n positive semi-definite matrices. For a matrix X , $\lambda_i(X)$ is the i th smallest nonzero eigenvalue. We abuse notations $\det(X)$ and X^{-1} , which are used, in case of a singular matrix X , to denote the pseudo-determinant and the Moore–Penrose pseudoinverse. δ_{ij} is the Dirac delta function, i.e., δ_{ij} equals 1 when $i = j$ and 0 otherwise. The notation $\text{pdf}(\mathbf{x}, x)$ represents the probability density function (pdf) of a random variable \mathbf{x} taking value at x .

2. State estimation using a smart sensor

Consider a linear time-invariant (LTI) system:

$$x_{k+1} = Ax_k + w_k, \tag{1}$$

$$y_k = Cx_k + v_k, \tag{2}$$

where $k \in \mathbb{N}$, $x_k \in \mathbb{R}^n$ is the system state vector at time k , $y_k \in \mathbb{R}^m$ is the measurement obtained by the sensor, the state noise $w_k \in \mathbb{R}^n$ and observation noise $v_k \in \mathbb{R}^m$ are zero-mean i.i.d. Gaussian noises with $\mathbb{E}[w_k w_j'] = \delta_{kj} Q$ ($Q \geq 0$), $\mathbb{E}[v_k (v_j)'] = \delta_{kj} R$ ($R > 0$), $\mathbb{E}[w_k (v_j)'] = 0 \forall j, k \in \mathbb{N}$. The initial state x_0 is a zero-mean Gaussian random vector with covariance $\Pi_0 \geq 0$ and is uncorrelated with w_k and v_k . (A, C) is assumed to be detectable and $(A, Q^{1/2})$ is assumed to be stabilizable. Furthermore, we assume A is Hurwitz.¹

¹ Since we focus on remote state estimation in this paper, for any practically working systems (to be monitored alone), A has to be Hurwitz. Otherwise, the

2.1. Sensor local estimate

[Hovareshti, Gupta, and Baras \(2007\)](#) illustrated that utilization of the computation capabilities of wireless sensors may improve the system performance significantly. Equipped with such “smart sensors”, the sensor locally runs a Kalman filter to produce the MMSE estimate \hat{x}_k^s of the state x_k based on all the measurements collected up to time k , i.e., $y_{1:k} \triangleq \{y_1, \dots, y_k\}$, and then transmits its local estimate to the remote estimator. Denote the sensor’s local MMSE state estimate, the corresponding estimation error and error covariance as \hat{x}_k^s , e_k^s and P_k^s , respectively, i.e., $\hat{x}_k^s \triangleq \mathbb{E}[x_k | y_{1:k}]$, $e_k^s \triangleq x_k - \hat{x}_k^s$ and $P_k^s \triangleq \mathbb{E}[(x_k - \hat{x}_k^s)(x_k - \hat{x}_k^s)' | y_{1:k}]$. Standard Kalman filtering analysis suggests that these quantities can be calculated recursively (cf., [Anderson & Moore, 1979](#)), where the recursion starts from $\hat{x}_0^s = 0$ and $P_0^s = \Pi_0 \geq 0$. Since P_k^s converges to a steady-state value exponentially fast (cf., [Anderson & Moore, 1979](#)), we assume that the sensor’s local Kalman filter has entered the steady state, that is, $P_k^s = \bar{P} \geq 0 \forall k \in \mathbb{N}$. This assumption simplifies our subsequent analysis and results, such as [Theorem 4.8](#) and [Proposition 4.17](#).

2.2. Wireless communication model

The data are sent to the remote estimator over an Additive White Gaussian Noise (AWGN) channel using the Quadrature Amplitude Modulation (QAM) whereby \hat{x}_k^s is quantized into K bits and mapped to one of 2^K available QAM symbols.² For simplicity, the following assumptions are made:

- A.1: The channel noise is independent of w_k and v_k .
- A.2: K is large enough so that quantization effect is negligible when analyzing the performance of the remote estimator.
- A.3: The remote estimator can detect symbol errors.³ Only the data arriving error-free are regarded as being successfully received; otherwise they are regarded as dropout.

These assumptions are commonly used in communication and control theories (cf., [Fu & de Souza, 2009](#), [Gatsis et al., 2013](#), [Leong & Dey, 2012](#), [Quevedo et al., 2010](#) and [Sinopoli et al., 2004](#)). For example, [Fu and de Souza \(2009\)](#) demonstrated that the estimation quality improvement (in terms of reduction of the remote estimation error) achieved by increasing the number K of the quantization bits is marginal when K is sufficiently large (in their example K only needs to be greater or equal to 4). Based on A.3, the communication channel can be characterized by a random process $\{\gamma_k\}_{k \in \mathbb{N}_+}$, where

$$\gamma_k = \begin{cases} 1, & \text{if } \hat{x}_k^s \text{ arrives error-free at time } k, \\ 0, & \text{otherwise,} \end{cases}$$

initialized with $\gamma_0 = 1$. Denote $\gamma_{1:k} \triangleq \{\gamma_1, \dots, \gamma_k\}$. Let $\omega_k \in [0, +\infty)$ be the transmission power for the QAM symbol at time k . We adopt the wireless communication channel model used in [Li et al. \(2013\)](#), and have $\Pr(\gamma_k = 0 | \omega_k) = q^{\omega_k}$, where q is given by $q \triangleq \exp(-\alpha/(N_0 W)) \in (0, 1)$, N_0 is the AWGN noise power spectral density, W is the channel bandwidth, and $\alpha \in (0, 1]$ is a constant that depends on the specific modulation being used. To send local estimates to the remote estimator, the sensor chooses from a continuum of available power levels $\omega_k \geq 0$, see [Fig. 1](#). Note that different power levels lead to different dropout rates, thereby affecting estimation performance.

system state will go unbounded and there is no real sensing device which can track an unbounded state trajectory. Adding a control input to regulate the system state for an unstable A and studying its associated stability issue will be beyond the scope of this paper and will be left as our future work.

² QAM is a common modulation scheme widely used in IEEE 802.11g/n as well as 3G and LTE systems, due to its high bandwidth efficiency.

³ In practice, symbol errors can be detected via a cyclic redundancy check (CRC) code.

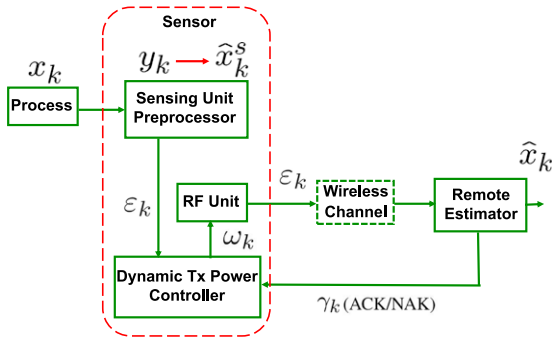


Fig. 1. The system architecture.

2.3. Remote state estimation

Define I_k as the information available to the remote estimator up to time k , i.e.,

$$I_k = \{\gamma_1 \hat{x}_1^s, \gamma_2 \hat{x}_2^s, \dots, \gamma_k \hat{x}_k^s\} \cup \{\gamma_{1:k}\}. \quad (3)$$

Denote \hat{x}_k and P_k as the remote estimator's own MMSE state estimate and the corresponding estimation error covariance, i.e., $\hat{x}_k \triangleq \mathbb{E}[x_k | I_k]$ and $P_k \triangleq \mathbb{E}[(x_k - \hat{x}_k)(x_k - \hat{x}_k)' | I_k]$, where expectations are taken with respect to a fixed power controller. We assume that the remote estimator feedbacks acknowledgments γ_k before time $k + 1$. Such setups are common especially when the remote estimator (gateway) is an energy-abundant device. This energy asymmetry allows the estimator to trade energy cost for estimation accuracy.

3. Data-driven transmission power control

Our strategy uses the measurements to assign transmission power level efficiently. As focusing on how the power controller utilizes the sensor's real-time data, to simplify discussion, we assume a constant power baseline $\bar{\omega}$ in this section. We define $\theta \triangleq \{\theta_k\}_{k \in \mathbb{N}_+}$ as a transmission power controller over the entire time horizon, where θ_k is a mapping from $y_{1:k}$ and $\gamma_{1:k}$ to ω_k . Before proceeding to study θ , let us first briefly explain the idea of data-driven power control mechanism. Define $\tau(k) \in \mathbb{N}_+$ as the holding time since the most recent time when the remote estimator received the data from the sensor, i.e.,

$$\tau(k) \triangleq k - \max_{1 \leq t \leq k-1} \{t : \gamma_t = 1\}. \quad (4)$$

We interchange $\tau(k)$ with τ when the underlying time index is clear from the context. Define ε_k as the incremental innovation in the sensor local state estimate compared to time $k - \tau$, the previous reception instant, i.e.,

$$\varepsilon_k = \hat{x}_k^s - A^\tau \hat{x}_{k-\tau}^s. \quad (5)$$

Lemma 3.1. $\mathbb{E}[e_k^s e_k^s' | I_{k-1}, \gamma_k = 0] = 0 \forall k \in \mathbb{N}_+$.

Proof. The result follows from noting that

$$\begin{aligned} \mathbb{E}[e_k^s e_k^s' | I_{k-1}, \gamma_k = 0] &= \mathbb{E}[\mathbb{E}[e_k^s e_k^s' | y_{1:k}, \gamma_{1:k}] | I_{k-1}, \gamma_k = 0] \\ &= \mathbb{E}[\mathbb{E}[e_k^s | y_{1:k}] e_k^s' | I_{k-1}, \gamma_k = 0] = 0, \end{aligned}$$

where the second equality holds because e_k^s is independent of $\gamma_{1:k}$, and the last equality holds since $\mathbb{E}[e_k^s | y_{1:k}] = 0$.

Note that, if $\varepsilon_k = 0$, then the sensor generates a local estimate, \hat{x}_k^s identical to the prediction $A^\tau \hat{x}_{k-\tau}^s$. We would say that, for the remote estimator, the “value” of information contained in \hat{x}_k^s is null. As ε_k becomes larger, \hat{x}_k^s has an increasing drift from the prediction

$A^\tau \hat{x}_{k-\tau}^s$ and the importance of the sensor sending \hat{x}_k^s thereby raises. Motivated by these observations, we define a stationary power controller, $\theta_{\text{ef}} : \varepsilon_k \rightarrow \omega_k$, as an increasing function of ε_k . To fit the above observations, we introduce a quadratic function of ε_k given by $\mathcal{C}(\varepsilon_k, \mathcal{Q}) \triangleq \varepsilon_k' \mathcal{Q} \varepsilon_k$, where $\mathcal{Q} \in \mathbb{S}_+^n$ is a weight matrix. According to Lemma 3.1, the covariance of ε_k is a function of $\tau(k)$. Therefore we specify $\tau(k)$ for the index of \mathcal{Q} and construct the following controller:

$$\theta_{\text{ef}} : \left\{ \omega_k = \frac{N_0 W}{2\alpha} \mathcal{C}(\varepsilon_k, \mathcal{Q}_\tau) + \omega \right\}. \quad (6)$$

In contrast to (6), most non-data-driven transmission power controllers (i.e., Leong & Dey, 2012 and Quevedo et al., 2010) use a given power $\bar{\omega}$ regardless of what value ε_k takes. Note that in (6) a constant term ω is added after $\mathcal{C}(\varepsilon_k, \mathcal{Q}_\tau)$. If one sets $\mathcal{Q}_\tau = 0$, then the transmission with the baseline power controller $\omega = \bar{\omega}$ is a special case of the proposed transmission power controller. As for $\mathcal{Q}_\tau \neq 0$, the transmission power is a constant ω if $\mathcal{C}(\varepsilon_k, \mathcal{Q}_\tau) = 0$; otherwise it is adapted according to $\mathcal{C}(\varepsilon_k, \mathcal{Q}_\tau)$. Compared with a related controller proposed earlier in Li et al. (2013), θ_{ef} in (6) is more general at least from two aspects: (1) we introduce a weight matrix \mathcal{Q}_τ to highlight the roles of different entries of ε_k ; (2) it allows the sensor to transmit using a standard power ω even if $\mathcal{C}(\varepsilon_k, \mathcal{Q}_\tau) = 0$, which includes a non-data-driven power transmission as a special case. As shown later in Lemma 4.4, given I_{k-1} , ε_k is zero-mean Gaussian with a covariance Σ_τ depending on $\tau(k)$, i.e., $(\varepsilon_k | I_{k-1}) \sim \mathcal{N}(0, \Sigma_\tau)$. For convenience of our subsequent analysis, we define a new parameter Ψ_τ satisfying $\Psi_\tau \triangleq (\mathcal{Q}_\tau + \Sigma_\tau^{-1})^{-1}$, where $\Sigma_\tau \succeq \Psi_\tau \succeq 0$. We now list the main problems considered in the remainder of this work,

- (1) Under θ_{ef} defined in (6), what is the MMSE estimate and its associated estimation error covariance?
- (2) What value should \mathcal{Q}_τ (or Ψ_τ) take in order to minimize, $\mathbb{E}[P_k]$, the expected estimation error at the remote estimator?

The solution to the first problem is presented in Section 4.2. A sub-optimal solution to the second one is given in Section 4.3 in view of the difficulty of the optimization problem.

Before proceeding, we note that in previous works such as Gatsis et al. (2013) the difficulty of using the information contained in lost packets, i.e., $\gamma_k = 0$, when computing the MMSE estimate of the plant state has been acknowledged. One typically discards such information as was done in Gatsis et al. (2013) or resorts to approximations, e.g., treating a truncated Gaussian distribution as a Gaussian distribution as was done in Wu, Shan Jia, Johansson, and Shi (2013). These approaches either lead to conservative results (due to the unutilized information) or inaccurate results (due to approximations). Our method, on other hand, makes use of the information contained in the event $\gamma_k = 0$ to improve the estimation performance. The associated MMSE estimate, relying on no approximation techniques, is derived in a closed-form.

4. Main results

4.1. Preliminaries

For any $\Sigma \succeq 0$ that is singular, there exist matrices $U, D \in \mathbb{R}^{n \times n}$ such that $\Sigma = UDU'$, where U is unitary, whose columns are right eigenvectors of Σ , and $D \triangleq \begin{bmatrix} \Delta & 0 \\ 0 & 0 \end{bmatrix}$, where Δ is a diagonal matrix generated by the corresponding nonzero eigenvalues of Σ . Let $\Sigma^{1/2} \triangleq U\sqrt{D}$. Then $\Sigma = \Sigma^{1/2} (\Sigma^{1/2})'$.

Generally speaking, an n -dimensional random vector $\mathbf{x} \sim \mathcal{N}(\mu, \Sigma)$, does not have a pdf with respect to the Lebesgue measure on \mathbb{R}^n if some entries in \mathbf{x} degenerate to almost surely constant random variables. To work with such vectors, one can

instead consider Lebesgue measure in the $\text{rank}(\Sigma)$ -dimension affine subspace: $\Omega \triangleq \{\mu + \Sigma^{1/2}\mathbf{z} : \mathbf{z} \in \mathbb{R}^n\}$, with respect to which \mathbf{x} has a pdf $\text{pdf}(\mathbf{x}, x) = \frac{1}{\sqrt{\sigma}} \exp(-\frac{1}{2}(x - \mu)' \Sigma^{-1}(x - \mu))$, where $\sigma = (2\pi)^{\text{rank}(\Sigma)} \det(\Sigma)$. Without loss of generality, in the remainder of this paper, for a random variable $\mathbf{x} \sim \mathcal{N}(0, \Sigma)$ with a singular Σ , the pdf of \mathbf{x} means the probability density on Ω . Note that the Moore–Penrose pseudoinverse of Σ is unique and given by

$$\Sigma^{-1} = U \begin{bmatrix} \Delta^{-1} & 0 \\ 0 & 0 \end{bmatrix} U', \quad (7)$$

and that the pseudo-determinant of Σ equals the product of all nonzero eigenvalues of Σ .

Consider the power control law θ_{ef} defined in (6). In order to guarantee that ω_k is always nonnegative for any value ε_k , the difference of Ψ_τ^{-1} and Σ_τ^{-1} needs to be at least positive semi-definite, i.e., two conditions must be simultaneously satisfied, which are $\Sigma_\tau \succeq \Psi_\tau$ and $\Psi_\tau^{-1} \succeq \Sigma_\tau^{-1}$. The following lemma provides a necessary condition that Ψ_τ needs to satisfy.

Lemma 4.1. *Suppose Σ and Ψ satisfy $\Sigma \succeq \Psi$ and $\Psi^{-1} \succeq \Sigma^{-1}$. Then*

$$\text{rank}(\Psi) = \text{rank}(\Sigma) \quad (8)$$

and

$$\text{Im}(\Sigma^{1/2}) = \text{Im}(\Psi^{1/2}), \quad (9)$$

where $\text{Im}(X)$ is the image of X .

Proof. Since $\Sigma \succeq \Psi$, it is true that $\text{rank}(\Sigma) \geq \text{rank}(\Psi)$. To verify (8), suppose that $\text{rank}(\Sigma) > \text{rank}(\Psi)$. Then from (7), $\text{rank}(\Sigma^{-1}) > \text{rank}(\Psi^{-1})$, which contradicts with $\Psi^{-1} \succeq \Sigma^{-1}$. To prove (9), let us denote $\text{rank}(\Psi) \triangleq r$ and assume there is a set of vectors $\mathbf{W} \triangleq \{\mathbf{w}_1, \dots, \mathbf{w}_r\}$ such that $\text{Im}(\Psi^{1/2}) = \text{span}(\{\mathbf{w}_1, \dots, \mathbf{w}_r\})$. Suppose $\text{Im}(\Sigma^{1/2}) \neq \text{Im}(\Psi^{1/2})$. Then there exist a vector in \mathbf{W} (without loss of generality, let it be \mathbf{w}_1), and a vector $\mathbf{w}_0 \in \text{Ker}((\Sigma^{1/2})')$ where the operator $\text{Ker}(X)$ is the kernel of a matrix X , such that $\mathbf{w}_0' \mathbf{w}_1 \neq 0$. It leads to the fact that $\mathbf{w}_0 \notin \text{Ker}((\Psi^{1/2})')$. We in turn have

$$\mathbf{w}_0' \Sigma^{1/2} (\Sigma^{1/2})' \mathbf{w}_0 = 0 \quad \text{while} \quad \mathbf{w}_0' \Psi^{1/2} (\Psi^{1/2})' \mathbf{w}_0 > 0,$$

which contradicts with $\Sigma \succeq \Psi$.

For convenience, denote $n_\tau \triangleq \text{rank}(\Sigma_\tau) = \text{rank}(\Psi_\tau)$, $\Omega_\tau \triangleq \text{Im}(\Sigma_\tau^{1/2}) = \text{Im}(\Psi_\tau^{1/2})$ and $\Phi_\tau \triangleq (\Sigma_\tau^{1/2})' \Psi_\tau^{-1} \Sigma_\tau^{1/2}$. One has next lemma, the proof provided in Appendix.

Lemma 4.2. *The rank of Φ_τ equals that of Σ_τ (or Ψ_τ), i.e., $\text{rank}(\Phi_\tau) = n_\tau$.*

Example 4.3. Two matrices are provided below as a simple example for $n = 3$,

$$\Sigma_\tau = \begin{bmatrix} 5 & 0 & 0 \\ 0 & 5 & 0 \\ 0 & 0 & 0 \end{bmatrix}, \quad \text{and} \quad \Psi_\tau = \begin{bmatrix} 3 & -1 & 0 \\ -1 & 3 & 0 \\ 0 & 0 & 0 \end{bmatrix}.$$

We can verify that $n_\tau = 2$, $\Sigma_\tau \succeq \Psi_\tau$, $\Psi_\tau^{-1} \succeq \Sigma_\tau^{-1}$, (8), and Lemma 4.1 holds.

4.2. MMSE state estimate

In general, the posterior distribution of ε_k fails to maintain Gaussianity without analog-amplitude observations. The defect is especially common for quantized Kalman filtering and Gaussian filters, where it is tackled by Gaussian approximation (Anderson & Moore, 1979; Kotecha & Djuric, 2003; Ribeiro, Giannakis, & Roumeliotis, 2006). By contrast, the following lemma shows that, using θ_{ef} in (6), the distribution of ε_k conditioned on \mathbf{I}_{k-1} , $\gamma_k = 0$ is Gaussian. The proof, similar to that of Lemma 3.5 in Li et al. (2013), is omitted.

Lemma 4.4. *Under θ_{ef} defined in (6), given \mathbf{I}_{k-1} , ε_k follows a Gaussian distribution: $(\varepsilon_k | \mathbf{I}_{k-1}) \sim \mathcal{N}(0, \Sigma_\tau)$, where Σ_τ is given by the following recursion:*

$$\Sigma_\tau = A \Psi_{\tau-1} A' + (h(\bar{P}) - \bar{P}), \quad (10)$$

with $\Psi_0 = 0$. It is also true that, given $\gamma_k = 0$ and \mathbf{I}_{k-1} , $(\varepsilon_k | \mathbf{I}_{k-1}, \gamma_k = 0) \sim \mathcal{N}(0, \Psi_\tau)$.

Proposition 4.5. *Under θ_{ef} defined in (6), given \mathbf{I}_{k-1} , the packet drop rate at time k is given by $\Pr(\gamma_k = 0 | \mathbf{I}_{k-1}) = \frac{1}{\sqrt{\det(\Sigma_\tau) \det(\Psi_\tau^{-1})}} \exp\left(-\frac{\alpha}{N_0 W} \omega\right)$.*

We denote the packet arrival rate as $p_\tau \triangleq 1 - \Pr(\gamma_k = 0 | \mathbf{I}_{k-1})$, where the subscript τ is to emphasize that it depends on Σ_τ and Ψ_τ . To ensure that the averaged transmission power with respect to different values taken by the measurement in θ does not exceed $\bar{\omega}$, i.e., $\mathbb{E}[\omega_k | \mathbf{I}_{k-1}] \leq \bar{\omega}$, we require the following result.

Lemma 4.6. *Under θ_{ef} (6), given \mathbf{I}_{k-1} , the relation between $\mathbb{E}[\omega_k | \mathbf{I}_{k-1}]$ and Ψ_τ , and ω is given by*

$$\mathbb{E}[\omega_k | \mathbf{I}_{k-1}] = \frac{N_0 W}{2\alpha} (\text{Tr}(\Sigma_\tau \Psi_\tau^{-1}) - n_\tau) + \omega. \quad (11)$$

Proof. From Lemma 4.4, we know that $(\varepsilon_k | \mathbf{I}_{k-1}) \sim \mathcal{N}(0, \Sigma_\tau)$. Under θ_{ef} , we have:

$$\begin{aligned} \mathbb{E}[\omega_k | \mathbf{I}_{k-1}] &= \mathbb{E}[\mathbb{E}[\omega_k | \varepsilon_k] | \mathbf{I}_{k-1}] \\ &= \frac{N_0 W}{2\alpha} \mathbb{E}\left[\varepsilon_k' (\Psi_\tau^{-1} - \Sigma_\tau^{-1}) \varepsilon_k \middle| \mathbf{I}_{k-1}\right] + \omega \\ &= \frac{N_0 W}{2\alpha} \text{Tr}\left(\mathbb{E}[\varepsilon_k \varepsilon_k' | \mathbf{I}_{k-1}] (\Psi_\tau^{-1} - \Sigma_\tau^{-1})\right) + \omega \\ &= \frac{N_0 W}{2\alpha} (\text{Tr}(\Sigma_\tau \Psi_\tau^{-1}) - n_\tau) + \omega. \end{aligned}$$

With θ_{ef} defined in (6), the remote estimator computes x_k and P_k according to the following two theorems.

Theorem 4.7. *Under θ_{ef} (6), the remote estimator computes \hat{x}_k as*

$$\hat{x}_k = \begin{cases} \hat{x}_k^s, & \text{if } \gamma_k = 1, \\ A^\tau \hat{x}_{k-\tau}^s, & \text{if } \gamma_k = 0, \end{cases} \quad (12)$$

where \hat{x}_k^s is updated as $\hat{x}_k^s = A^\tau \hat{x}_{k-\tau}^s + \varepsilon_k$ when $\gamma_k = 1$.

Proof. When $\gamma_k = 1$, the result is straightforward since \hat{x}_k^s is the MMSE estimate of x_k given $y_{1:k}$. Now consider $\gamma_k = 0$. The tower rule gives

$$\begin{aligned} \mathbb{E}[x_k | \mathbf{I}_{k-1}, \gamma_k = 0] &= \mathbb{E}[\mathbb{E}[x_k | y_{1:k}, \gamma_{1:k}] | \mathbf{I}_{k-1}, \gamma_k = 0] \\ &= \mathbb{E}[A^\tau \hat{x}_{k-\tau}^s + \varepsilon_k | \mathbf{I}_{k-1}, \gamma_k = 0] \\ &= A^\tau \hat{x}_{k-\tau}^s + \mathbb{E}[\varepsilon_k | \mathbf{I}_{k-1}, \gamma_k = 0]. \end{aligned}$$

Lemma 4.4 leads to $\mathbb{E}[\varepsilon_k | \mathbf{I}_{k-1}, \gamma_k = 0] = 0$.

Theorem 4.8. Under θ_{ef} (6), P_k at the remote estimator is updated as

$$P_k = \begin{cases} \bar{P}, & \text{if } \gamma_k = 1, \\ \bar{P} + \Psi_\tau, & \text{if } \gamma_k = 0. \end{cases} \quad (13)$$

Proof. When $\gamma_k = 1$ the result is straightforward. We only prove the case when $\gamma_k = 0$.

$$\begin{aligned} & \mathbb{E}[(x_k - \hat{x}_k)(x_k - \hat{x}_k)' | I_{k-1}, \gamma_k = 0] \\ &= \mathbb{E}[(x_k - A^\tau \hat{x}_{k-\tau}^s)(x_k - A^\tau \hat{x}_{k-\tau}^s)' | I_{k-1}, \gamma_k = 0] \\ &= \mathbb{E}[\mathbb{E}[(e_k^s + \varepsilon_k)(\cdot)' | y_{1:k}, \gamma_{1:k}] | I_{k-1}, \gamma_k = 0] \\ &= \mathbb{E}[(e_k^s)(e_k^s)' | y_{1:k}] + \mathbb{E}[(\varepsilon_k)(\varepsilon_k)' | I_{k-1}, \gamma_k = 0] \\ &= \bar{P} + \Psi_\tau, \end{aligned}$$

where the third equality is due to Lemma 3.1 and the last one is from Lemma 4.4.

Remark 4.9. Under a baseline power controller with a constant power control $\bar{\omega}$, the remote estimator's estimate still obeys the recursion (12); however, the estimation error covariance is updated differently: $P_k = \bar{P}$ when $\gamma_k = 1$, and $P_k = h(P_{k-1}) = \Sigma_\tau$ when $\gamma_k = 0$. Note that although the obtained estimates under the two power controllers are the same, their different estimation error covariance matrices suggest different confident levels with which the remote estimator trusts the obtained estimate: with the data-driven power controller, it is more convinced that the obtained estimate is close to the real state while less convinced with a non-data-driven power controller.

4.3. Selection of design parameters

The performances of θ_{ef} for different Ψ_τ 's are difficult to compare in general. However, for Σ_τ and Ψ_τ , there must exist a real number $\epsilon_\tau \in (0, 1]$ such that $\Psi_\tau \preceq \epsilon_\tau \Sigma_\tau$ and $\Psi_\tau \not\preceq \epsilon \Sigma_\tau, \forall \epsilon < \epsilon_\tau$. Observe that

$$\Phi_\tau = (\Sigma_\tau^{1/2})' \Psi_\tau^{-1} \Sigma_\tau^{1/2} \succeq \frac{1}{\epsilon_\tau} \begin{bmatrix} I_{n_\tau} & 0 \\ 0 & 0 \end{bmatrix},$$

which yields $\epsilon_\tau = \frac{1}{\lambda_1(\Phi_\tau)}$. In light of (10), we further have $\Psi_\tau \preceq \epsilon_\tau \Sigma_\tau = \epsilon_\tau (A\Psi_{\tau-1}A' + \Sigma_1)$. According to Proposition 4.5, it can be seen given $\tau(k) = \tau$ that $\mathbb{E}[P_k | \tau(k) = \tau]$ has an upper bound: $\mathbb{E}[P_k | \tau(k) = \tau] \preceq \bar{P} + (1 - p_\tau)\epsilon_\tau (A\Psi_{\tau-1}A' + \Sigma_1)$. Instead of minimizing $\mathbb{E}[P_k]$, we minimize its upper bound which is equivalent to minimize $(1 - p_\tau)\epsilon_\tau$. Iterating over time, one eventually needs to minimize $(1 - p_\tau)\epsilon_\tau$ for any $\tau(k) \in \mathbb{N}_+$ at any $k \in \mathbb{N}_+$. To this end, we propose to assign parameters of θ_{ef} in (6) as the solution to the following optimization problem:

Problem 4.10.

$$\begin{aligned} & \min_{\Psi_\tau, \Sigma_\tau, \omega} \frac{1}{(\det(\Sigma_\tau)\det(\Psi_\tau^{-1}))^{1/2} \lambda_1(\Phi_\tau)} \exp\left[-\frac{\alpha}{N_0W} \omega\right], \\ & \text{s.t. } \frac{N_0W}{2\alpha} (\text{Tr}(\Sigma_\tau \Psi_\tau^{-1}) - n_\tau) + \omega \leq \bar{\omega}. \end{aligned}$$

The constraint is imposed by (11). To solve Problem 4.10, we first note that $\text{Tr}(\Sigma_\tau \Psi_\tau^{-1}) = \text{Tr}(\Phi_\tau)$. However, for any matrix $X, Y \in \mathbb{R}^{n \times n}$, $\det(XY) = \det(X)\det(Y)$ does not hold in general since $\det(X)$ means X 's pseudo-determinant (in case X is singular). Fortunately, this property still holds for Σ_τ and Ψ_τ^{-1} . The proof is given in Appendix.

Lemma 4.11. Suppose Σ_τ and Ψ_τ satisfy $\Sigma_\tau \succeq \Psi_\tau \succeq 0$ and $\Psi_\tau^{-1} \succeq \Sigma_\tau^{-1}$. Then $\det(\Sigma_\tau)\det(\Psi_\tau^{-1}) = \det(\Phi_\tau)$.

From linear algebra, $\det(\Phi_\tau) = \prod_{i=1}^{n_\tau} \lambda_i(\Phi_\tau)$, and $\text{Tr}(\Phi_\tau) = \sum_{i=1}^{n_\tau} \lambda_i(\Phi_\tau)$. We simply write $\lambda_i(\Phi_\tau)$ as $\lambda_i(\tau)$, and denote the nonzero eigenvalues of Φ_τ by $\Lambda_\tau \triangleq [\lambda_1(\tau), \dots, \lambda_{n_\tau}(\tau)]$. Then Problem 4.10 can be recast as

Problem 4.12.

$$\begin{aligned} & \min_{\Lambda_\tau, \omega} \frac{1}{\lambda_1(\tau) \prod_{i=1}^{n_\tau} \lambda_i(\tau)^{1/2}} \exp\left[-\frac{\alpha}{N_0W} \omega\right], \\ & \text{s.t. } \frac{N_0W}{2\alpha} \left[\sum_{i=1}^{n_\tau} \lambda_i(\tau) - n_\tau \right] + \omega = \bar{\omega}, \quad \omega \geq 0 \\ & 1 \leq \lambda_1(\tau) \leq \lambda_j(\tau), \quad \forall j = 2, \dots, n_\tau. \end{aligned} \quad (14)$$

Lemma 4.13. Let Λ_τ^* be the optimal solution to Problem 4.12. Then Λ_τ^* satisfies

$$\lambda_1(\tau)^* = \lambda_2(\tau)^* = \dots = \lambda_{n_\tau}(\tau)^*. \quad (15)$$

Proof. Suppose that Λ is the optimal solution to Problem 4.12 but does not satisfy (15). We will show that there must exist another vector, which is different from Λ and has a smaller cost function (14). Let $\sum_{i=1}^{n_\tau} \lambda_i = c$ where c is a positive constant. Due to the fact that λ_1 in Λ is the minimum eigenvalue of Φ_τ and the inequality of arithmetic and geometric means, we have $\lambda_1 \leq \frac{c}{n_\tau}$ and $\prod_{i=1}^{n_\tau} \lambda_i \leq \left(\frac{c}{n_\tau}\right)^{n_\tau}$, the equalities simultaneously satisfied when $\lambda_i = \frac{c}{n_\tau}, \forall i = 1, \dots, n_\tau$. Thus, $\Lambda_0 = [\frac{c}{n_\tau}, \dots, \frac{c}{n_\tau}]$ results in a smaller value of (14), which contradicts with the assumption and completes the proof.

The following lemma is a result of Lemma 4.13. Its proof is presented in Appendix.

Lemma 4.14. If $\bar{\omega} > \frac{N_0W}{\alpha}$, then the optimal solution to Problem 4.12 is $\omega = \bar{\omega} - \frac{N_0W}{\alpha}$ and

$$\Lambda_\tau^* = \left[1 + \frac{2}{n_\tau}, \dots, 1 + \frac{2}{n_\tau} \right]. \quad (16)$$

Otherwise, if $\bar{\omega} \leq \frac{N_0W}{\alpha}$, the optimizer is $\omega = 0$ and

$$\Lambda_\tau^* = \left[1 + \frac{2\alpha\bar{\omega}}{n_\tau N_0W}, \dots, 1 + \frac{2\alpha\bar{\omega}}{n_\tau N_0W} \right]. \quad (17)$$

Denote by θ_{ef}^* the transmission power associated with the solution to Problem 4.12. Then we have the following theorem. It can be readily verified from Lemma 4.14.

Theorem 4.15. If $\bar{\omega} > \frac{N_0W}{\alpha}$, then θ_{ef}^* is given by

$$\theta_{\text{ef}}^* : \left\{ \omega_k = \frac{N_0W}{\alpha n_\tau} \varepsilon_k' \Sigma_\tau^{-1} \varepsilon_k + \bar{\omega} - \frac{N_0W}{\alpha} \right\},$$

where $\Sigma_{\tau+1} = \frac{n_\tau}{n_\tau+2} A \Sigma_\tau A' + h(\bar{P}) - \bar{P}$ with $\Sigma_0 = 0$. Otherwise, if $\bar{\omega} \leq \frac{N_0W}{\alpha}$, θ_{ef}^* is given by

$$\theta_{\text{ef}}^* : \left\{ \omega_k = \frac{\bar{\omega}}{n_\tau} \varepsilon_k' \Sigma_\tau^{-1} \varepsilon_k \right\},$$

where $\Sigma_{\tau+1} = \frac{n_\tau N_0W}{n_\tau N_0W + 2\alpha\bar{\omega}} A \Sigma_\tau A' + h(\bar{P}) - \bar{P}$.

Remark 4.16. A non-data-driven baseline power controller with a constant power level $\bar{\omega}$ is feasible to Problem 4.10. Since θ_{ef}^* is the optimal solution, it has not worse state estimation performance compared with the alternative non-data-driven power controller. Numerical examples in Section 5 demonstrate performance improvements using θ_{ef}^* compared with the non-data-driven power controller.

The following proposition shows that the rank of Σ_τ can be calculated offline. The proof is given in Appendix.

Proposition 4.17. Consider the θ_{ef}^* given in Theorem 4.15, for any $\tau \in \mathbb{N}_+$, n_τ can be calculated as: $n_\tau = \text{rank}(h^\tau(\bar{P}) - \bar{P})$. In particular, when $\tau \geq n$, the dimension of x , n_τ becomes a constant which is given by: $n_\tau = \text{rank}(h^n(\bar{P}) - \bar{P})$, $\forall \tau \geq n$.

4.4. Extension

In many cases, the base-line power controller changes over time with respect to different settings. For example, in Quevedo et al. (2010), block fading channels were taken into account. To deal with a time-varying channel power gain h_k ,⁴ a predictive power control algorithm was established, which determines the transmission power level, bit rates and codebooks used by the sensors. The algorithm in Quevedo et al. (2010) requires that the receiver (i.e., the remote estimator) runs a channel gain predictor, see e.g., Lindbom, Ahlén, Sternad, and Falkenström (2002). A key observation is that the data-driven controller proposed in the present work can be readily adapted to situations where the baseline controller provides time-varying power levels $\bar{\omega}_k$.⁵ In fact, by solving Problem 4.12 for a time-varying power baseline $\bar{\omega}_k$, we obtain the optimal solution θ_{ef}^* as follows: if $\bar{\omega}_k > \frac{N_0 W}{\alpha}$, then θ_{ef}^* is given by

$$\theta_{\text{ef}}^* : \left\{ \omega_k = \frac{N_0 W}{\alpha n_\tau} \varepsilon_k' \Sigma_k^{-1} \varepsilon_k + \bar{\omega}_k - \frac{N_0 W}{\alpha} \right\}$$

and $\Psi_k = \frac{n_\tau}{n_\tau + 2} \Sigma_{k-1}$. Otherwise, if $\bar{\omega}_k \leq \frac{N_0 W}{\alpha}$, θ_{ef}^* is given by

$$\theta_{\text{ef}}^* : \left\{ \omega_k = \frac{\bar{\omega}}{n_\tau} \varepsilon_k' \Sigma_k^{-1} \varepsilon_k \right\}$$

and $\Psi_k = \frac{n_\tau N_0 W}{n_\tau N_0 W + 2\alpha \bar{\omega}} \Sigma_k$. In both cases, $\Sigma_k = (1 - \gamma_{k-1}) A \Psi_{k-1} A' + h(\bar{P}) - \bar{P}$. Note that Σ_k , Ψ_k and Φ_k are calculated similar to Σ_τ , Ψ_τ and Φ_τ given in Theorem 4.15. To reduce the sensor's computational load, the sensor only needs to calculate the quadratic form $\varepsilon_k' \Sigma_\tau^{-1} \varepsilon_k$, while the rest of the parameters are updated and then sent to the sensor by the estimator. Note that calculating $\varepsilon_k' \Sigma_\tau^{-1} \varepsilon_k$ has a complexity of $O(n^2)$.

5. Simulation and examples

Consider a system with parameters as follows: $A = \begin{bmatrix} 0.99 & 0.3 \\ 0.1 & 0.7 \end{bmatrix}$, $C = \begin{bmatrix} 2.3 & 1 \\ 1 & 1.8 \end{bmatrix}$, $R = Q = I_{2 \times 2}$. We first assume that θ has a constant power baseline $\bar{\omega} = 5$ and $\frac{N_0 W}{\alpha} = 3 < \bar{\omega}$. In Section 5.2, a time-varying power baseline is considered.

⁴ The term ‘‘channel power gain’’ means the square of the magnitude of the complex channel.

⁵ Following assumptions commonly made in the literature, see, e.g., Quevedo et al. (2012, 2010), in the sequel we shall assume that the channel gain h_k is available via the one-step ahead channel gain predictor.

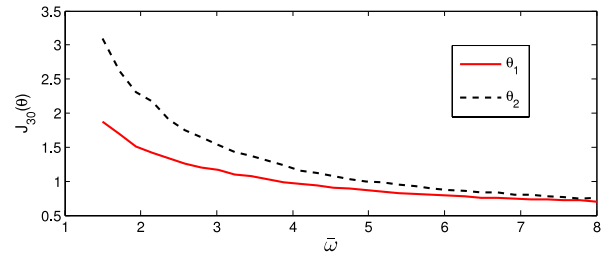


Fig. 2. Empirical estimation covariance provided by controllers $\theta_{\text{ef}}^*(\theta_1)$ and θ_2 as a function of energy constraint $\bar{\omega}$.

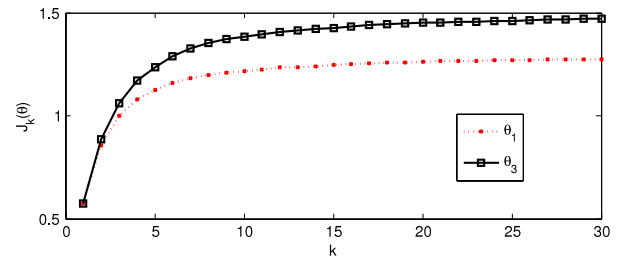


Fig. 3. Comparison of $\theta_{\text{ef}}^*(\theta_1)$ and θ_3 under Rayleigh fading.

5.1. Comparison with different energy constraints

We compare our proposed schedule θ_{ef}^* (denoted as θ_1) with a constant baseline power controller within the entire time horizon (denoted as $\theta_2 : \{\omega_k = \bar{\omega}\}$). Define $J_k(\theta) = \frac{1}{k} \sum_{i=1}^k \text{Tr}(\mathbb{E}[P_i])$ as the empirical approximation (via 100 000 Monte Carlo simulations) of the average expected state error covariance (denoted as $J(\theta)$). We choose $J_{30}(\theta)$ as an approximation of $J(\theta)$.

Fig. 2 shows that θ_{ef}^* leads to a better system performance when compared to θ_2 under the same energy constraint.

5.2. Comparison under fading channels

In practice, wireless communication channels typically comprise fading often assumed to be Rayleigh (Rappaport et al., 1996), i.e., the channel power gain h_k is exponentially distributed with pdf(h_k) = $\frac{1}{\bar{h}} \exp(-\frac{h_k}{\bar{h}})$, where $h_k \geq 0$ and \bar{h} is the mean of h_k . Truncated channel inversion transmit power controllers have been studied in several works (Goldsmith & Varaiya, 1997; Leong & Dey, 2012; Quevedo et al., 2012), where the transmission power is the inversion of h_k , with a truncated boundary. In this subsection, we use the baseline power determined by truncated channel gain inversion. Denote the truncated channel inversion transmission power controller as θ_3 :

$$\omega_k = \begin{cases} \frac{v}{h_k}, & h_k > h^*, \\ \frac{v}{h^*}, & \text{otherwise.} \end{cases} \quad (18)$$

where v and h^* are design parameters. Consider the case of $\bar{h} = 1$ and set $h^* = 5$. Based on the results in Leong and Dey (2012), we can choose v to meet the energy constraint. Fig. 3 suggests that θ_{ef}^* leads to better system performance when compared with θ_3 . Fig. 4 shows the comparison given a specific realization of channel power gains.

6. Conclusion

We proposed a data-driven transmission power controller for remote state estimation, which adjusts the sensor's transmission power according to its real-time measurements. Then we proved

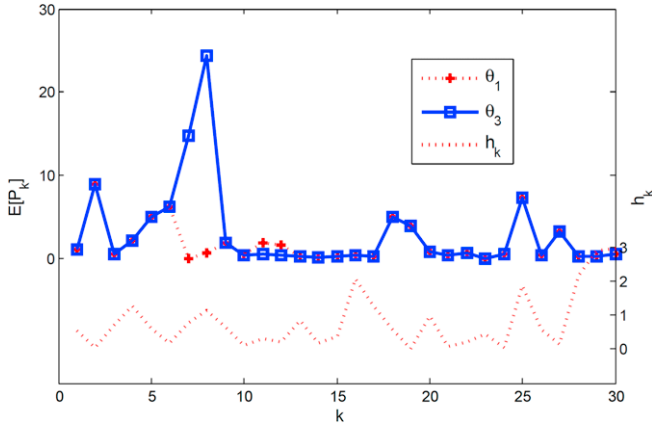


Fig. 4. Comparison of $\theta_{\text{er}}^*(\theta_1)$ and θ_3 given a specific realization of channel power gains.

that the proposed power controller preserves Gaussianity of the incremental innovation and provided a closed-form expression of the expected state estimation error covariance. A tuning method for parameter design was presented to guarantee that the data-driven power controller has not worse performance than the alternative non-data-driven ones. Comparisons were conducted to illustrate estimation performance improvement.

Appendix

Proof of Lemma 4.2. To verify the claim, it suffices to show that $\text{rank}(\Phi_\tau) \geq n_\tau$. Suppose that $\text{rank}(\Phi_\tau) = r < n_\tau$. Since $\Phi_\tau \geq 0$, there must exist exactly $n - r$ mutually orthogonal vectors $\mathbf{e}_1, \dots, \mathbf{e}_{n-r}$ such that $\mathbf{e}_i' \Phi_\tau \mathbf{e}_i = 0$, for $i = 1, \dots, n - r$. Denote the unit vector with only the $(n + j)$ th entry being 1 by \mathbf{i}_j , that is, $\mathbf{i}_j = [0, \dots, 0, 1, \dots, 0]'$. Since $\mathbf{i}_j' \Phi_\tau \mathbf{i}_j = 0$, $j = 1, \dots, n - n_\tau$, without loss of generality, let $\mathbf{e}_j = \mathbf{i}_j$. As we assume that \mathbf{e}_{n-r} is orthogonal to \mathbf{e}_j , $j = 1, \dots, n - n_\tau$, it is true that $D_\tau^{1/2} \mathbf{e}_{n-r} \neq 0$. Since U_τ is nonsingular and $\text{Ker}(U_\tau) = \{0\}$, we have $\mathbf{e} \triangleq \Sigma_\tau^{1/2} \mathbf{e}_{n-r} \neq 0$. We then observe that $\mathbf{e}' \Psi_\tau^{-1} \mathbf{e} = \mathbf{e}_{n-r}' \Phi_\tau \mathbf{e}_{n-r} = 0$, and $\mathbf{e}' \Sigma_\tau^{-1} \mathbf{e} = \mathbf{e}_{n-r}' \begin{bmatrix} n_\tau & 0 \\ 0 & 0 \end{bmatrix} \mathbf{e}_{n-r} > 0$, which contradicts with $\Psi_\tau^{-1} \geq \Sigma_\tau^{-1}$. ■

Proof of Lemma 4.11. By definition, it is easy to see that $\det(\Sigma_\tau) \det(\Psi_\tau^{-1}) = \prod_{i=1}^{n_\tau} \lambda_i(\Sigma_\tau) \lambda_i(\Psi_\tau)^{-1}$. Therefore we only need to prove $\det(\Phi_\tau) = \prod_{i=1}^{n_\tau} \lambda_i(\Sigma_\tau) \lambda_i(\Psi_\tau)^{-1}$. Observe that Σ_τ and Ψ_τ can be factorized as $\Sigma_\tau = U_\tau \begin{bmatrix} \Delta_\tau & 0 \\ 0 & 0 \end{bmatrix} U_\tau'$ and $\Psi_\tau = V_\tau \begin{bmatrix} \Theta_\tau & 0 \\ 0 & 0 \end{bmatrix} V_\tau'$, where Δ_τ and Θ_τ are diagonal matrices generated respectively by the nonzero eigenvalues of Σ_τ and Ψ_τ . For $i = 1, \dots, n_\tau$, u_i and v_i are the eigenvectors associated with $\lambda_i(\Sigma_\tau)$ and $\lambda_i(\Psi_\tau)$. In addition, $U_\tau = [u_1, \dots, u_{n_\tau}, 0, \dots, 0]$ and $V_\tau = [v_1, \dots, v_{n_\tau}, 0, \dots, 0]$. Then Φ_τ can be written as $\Phi_\tau = \begin{bmatrix} M_\tau & 0 \\ 0 & 0 \end{bmatrix}$, where $M_\tau = \Delta_\tau^{1/2} \tilde{U}_\tau' \tilde{V}_\tau \Theta_\tau^{-1} \tilde{V}_\tau' \tilde{U}_\tau \Delta_\tau^{1/2} \in \mathbb{S}_+^{n_\tau}$, $\tilde{U}_\tau = [u_1, \dots, u_{n_\tau}]$ and $\tilde{V}_\tau = [v_1, \dots, v_{n_\tau}]$. According to Lemma 4.2, M_τ is nonsingular, so $\det(\Phi_\tau) = \det(M_\tau)$. Since $\text{Im}(\Sigma_\tau) = \text{Im}(\Psi_\tau)$ from (9), there exists a unitary matrix V such that $\tilde{V}_\tau = \tilde{U}_\tau V$. Thus, $\det(M_\tau) = \det(\Delta_\tau^{1/2} V \Theta_\tau^{-1} V' \Delta_\tau^{1/2}) = \det(\Delta_\tau \Theta_\tau^{-1})$, which completes the proof. ■

Proof of Lemma 4.14. According to Lemma 4.13, we set $\lambda_1(\tau) = \dots = \lambda_{n_\tau}(\tau) = \lambda_\tau$. Logarithm does not change the monotonicity of (14). Problem 4.12 is consequently transformed to

$$\min_{\lambda_\tau, \omega} - \frac{\alpha}{N_0 W} \omega - \left(\frac{n_\tau}{2} + 1 \right) \ln \lambda_\tau, \quad (19)$$

$$\text{s.t. } \frac{n_\tau N_0 W}{2\alpha} (\lambda_\tau - 1) + \omega = \bar{\omega}, \quad \omega \geq 0.$$

Substituting $\omega = -\frac{\alpha}{N_0 W} \bar{\omega} + \frac{n_\tau}{2} (\lambda_\tau - 1) - \left(\frac{n_\tau}{2} + 1 \right) \ln \lambda_\tau$ into (19) and taking derivative, it yields that the minimum of (19) is attained at $\lambda_\tau = 1 + \frac{2}{n_\tau}$. Meanwhile ω needs to be nonnegative, so the optimal solution to Problem 4.10 is (16) if $\bar{\omega} > \frac{N_0 W}{\alpha}$ or (17) otherwise. ■

Proof of Proposition 4.17. Consider a matrix $\Sigma = \sum_{i=1}^{\tau} \rho_i (h^i(\bar{P}) - h^{i-1}(\bar{P}))$ with $\rho_i \in (0, 1]$. We have

$$\begin{aligned} \text{Im}(\Sigma) &= \text{Im}([\rho_1 \Sigma_1^{1/2} \rho_2 A \Sigma_1^{1/2} \dots \rho_\tau A^{\tau-1} \Sigma_1^{1/2}] [\cdot]') \\ &= \text{Im}([\rho_1 \Sigma_1^{1/2} \rho_2 A \Sigma_1^{1/2} \dots \rho_\tau A^{\tau-1} \Sigma_1^{1/2}]) \\ &= \text{Im}([\Sigma_1^{1/2} A \Sigma_1^{1/2} \dots A^{\tau-1} \Sigma_1^{1/2}]) \\ &= \text{Im}([\Sigma_1^{1/2} A \Sigma_1^{1/2} \dots A^{\tau-1} \Sigma_1^{1/2}] [\cdot]') \\ &= \text{Im}(h^\tau(\bar{P}) - \bar{P}), \end{aligned} \quad (20)$$

which leads to the first assertion. By the Cayley–Hamilton theorem, we have $A^k = -a_1(k)A^{n-1} - a_2(k)A^{n-2} - \dots - a_n(k)I$, $\forall k \geq n$, where $a_1(k), \dots, a_n(k)$ are coefficients of the characteristic polynomial of A . When $\tau \geq n + 1$, we have

$$\begin{aligned} \text{Im}([\Sigma_1^{1/2} A \Sigma_1^{1/2} \dots A^{\tau-1} \Sigma_1^{1/2}] [\cdot]') \\ &= \text{Im}([\Sigma_1^{1/2} A \Sigma_1^{1/2} \dots - a_1(\tau - 1)A^{n-1} \Sigma_1^{1/2} \\ &\quad - a_2(\tau - 1)A^{n-2} \Sigma_1^{1/2} - \dots - a_n(\tau - 1) \Sigma_1^{1/2}]). \end{aligned}$$

The last assertion follows from the reasoning used in (20). ■

References

- Anderson, B. D. O., & Moore, J. (1979). *Optimal filtering*. Englewood Cliffs, NJ: Prentice Hall.
- Box, G. E., & Tiao, G. C. (2011). *Bayesian inference in statistical analysis*. Wiley-Interscience.
- Fu, M., & de Souza, C. E. (2009). State estimation for linear discrete-time systems using quantized measurements. *Automatica*, 45(12), 2937–2945.
- Gatsis, K., Ribeiro, A., & Pappas, G. J. (2013). Optimal power management in wireless control systems. In *American control conference, ACC 2013* (pp. 1562–1569).
- Goldsmith, A. J., & Varaiya, P. P. (1997). Capacity of fading channels with channel side information. *IEEE Transactions on Information Theory*, 43(6), 1986–1992.
- Hovareshti, P., Gupta, V., & Baras, J. S. (2007). Sensor scheduling using smart sensors. In *Proceedings of the 46th IEEE conference on decision and control* (pp. 494–499).
- Imer, O. C., & Basar, T. (2005). Optimal estimation with limited measurements. In *Proceedings of the 44th IEEE conference on decision and control, European control, December* (pp. 1029–1034).
- Kotecha, J. H., & Djuric, P. M. (2003). Gaussian particle filtering. *IEEE Transactions on Signal Processing*, 51(10), 2592–2601.
- Leong, A. S., & Dey, S. (2012). Power allocation for error covariance minimization in Kalman filtering over packet dropping links. In *Decision and control (CDC), 2012 IEEE 51st annual conference on* (pp. 3335–3340). IEEE.
- Li, Y., Quevedo, D. E., Lau, V., & Shi, L. (2013). Online sensor transmission power schedule for remote state estimation. In *Proceedings of 52nd IEEE conference on decision and control, Florence, Italy*.
- Lindbom, L., Ahlén, A., Sternad, M., & Falkenström, M. (2002). Tracking of time-varying mobile radio channels—part II: a case study. *IEEE Transactions on Communications*, 50(1), 156–167.
- Nourian, M., Leong, A., Dey, S., & Quevedo, D. E. (2014). An optimal transmission strategy for Kalman filtering over packet dropping links with imperfect acknowledgements. *IEEE Transactions on Control of Network Systems*, 1(3), 259–271.
- Quevedo, D. E., Ahlén, A., Leong, A. S., & Dey, S. (2012). On Kalman filtering over fading wireless channels with controlled transmission powers. *Automatica*, 48(7), 1306–1316.
- Quevedo, D. E., Ahlén, A., & Østergaard, J. (2010). Energy efficient state estimation with wireless sensors through the use of predictive power control and coding. *IEEE Transactions on Signal Processing*, 58(9), 4811–4823.
- Rappaport, T. S., et al. (1996). *Wireless communications: principles and practice, Vol. 2*. New Jersey: Prentice Hall PTR.
- Ribeiro, A., Giannakis, G. B., & Roulmeliotis, S. I. (2006). SOI-KF: Distributed Kalman filtering with low-cost communications using the sign of innovations. *IEEE Transactions on Signal Processing*, 54(12), 4782–4795.
- Shi, L., & Xie, L. (2012). Optimal sensor power scheduling for state estimation of Gauss–Markov systems over a packet-dropping network. *IEEE Transactions on Signal Processing*, 60(5), 2701–2705.
- Sinopoli, B., Schenato, L., Franceschetti, M., Poolla, K., Jordan, M. I., & Sastry, S. S. (2004). Kalman filtering with intermittent observations. *IEEE Transactions on Automatic Control*, 49(9), 1453–1464.

Wu, J., Jia, Q., Johansson, K. H., & Shi, L. (2013). Event-based sensor data scheduling: trade-off between communication rate and estimation quality. *IEEE Transactions on Automatic Control*, 58(4), 1041–1046.

Xu, Y., & Hespanha, J. P. (2004). Optimal communication logics in networked control systems. In *Proceedings of the 43rd IEEE conference on decision and control*, Vol. 4 (pp. 3527–3532). IEEE.



Junfeng Wu was born in Tianjin City, China, in 1987. He received his B.Eng. degree at the Department of Automatic Control from Zhejiang University, Hangzhou, China, in 2009 and is currently pursuing his Ph.D. degree in the Department of Electronic and Computer Engineering at the Hong Kong University of Science and Technology, Hong Kong, China. His current research interests include networked control systems, distributed state estimation and wireless sensor networks.



Yuzhe Li received the B.S. degree in mechanics from Peking University, Beijing, China, in 2011. He is currently working towards the Ph.D. degree in the Department of Electronic and Computer Engineering at the Hong Kong University of Science and Technology, Hong Kong, China. Between June 2013 and August 2013, he was a visiting student in the University of Newcastle, Australia. His current research interests include wireless sensor networks, sensor power control and networked state estimation.



Daniel E. Quevedo (S'97–M'05–SM'14) received Ingeniero Civil Electrónico and Magister en Ingeniería Electrónica degrees from the Universidad Técnica Federico Santa María, Valparaíso, Chile, in 2000. In 2005, he received the Ph.D. degree from The University of Newcastle, Australia. Following research academic positions at the University of Newcastle, in March 2015 he was appointed Professor of Control and Automation at The University of Paderborn, Germany. He has been a visiting researcher at various institutions, including Uppsala University, KTH Stockholm, Kyoto University, Karlsruhe Institut für Technologie,

University of Notre Dame, INRIA Grenoble, The Hong Kong University of Science and Technology, Aalborg University, and NTU Singapore. His research interests include several areas within automatic control, signal processing, and power electronics.

Dr. Quevedo was supported by a full scholarship from the alumni association during his time at the Universidad Técnica Federico Santa María and received several university-wide prizes upon graduating. He received the IEEE Conference on Decision and Control Best Student Paper Award in 2003 and was also a finalist in 2002. In 2009 he was awarded a five-year Australian Research Fellowship. Prof. Quevedo serves as Editor of the International Journal of Robust and Nonlinear Control.



Vincent Lau obtained B.Eng. (Distinction 1st Hons) from the University of Hong Kong (1989–1992) and Ph.D. from the Cambridge University (1995–1997). He joined Bell Labs from 1997–2004 and the Department of ECE, Hong Kong University of Science and Technology (HKUST) in 2004. He is currently a Chair Professor and the Founding Director of Huawei–HKUST Joint Innovation Lab at HKUST. His current research focus includes robust cross layer optimization for MIMO/OFDM wireless systems, interference mitigation techniques for wireless networks, device-to-device communications as well as networked

control systems.



Ling Shi received the B.S. degree in electrical and electronic engineering from Hong Kong University of Science and Technology, Kowloon, Hong Kong, in 2002 and the Ph.D. degree in control and dynamical systems from California Institute of Technology, Pasadena, CA, USA, in 2008. He is currently an associate professor at the Department of Electronic and Computer Engineering, Hong Kong University of Science and Technology. His research interests include networked control systems, wireless sensor networks, event-based state estimation and sensor scheduling, and smart energy systems. He has

been serving as a subject editor for International Journal of Robust and Nonlinear Control from 2015. He also served as a guest associate editor for a special issue on Secure Detection, Estimation, and Control in Cyber–Physical Systems in the IEEE Transactions on Industrial Informatics in 2015.